

Kaynemaile ceiling feature at Crowne Plaza Hotel, Christchurch, New Zealand

**Kaynemaile® Interior Ceiling Features** are a simple and cost effective way to create dramatic centre pieces for foyers, reception and entrance areas or anywhere you need a feature design element. Kaynemaile ceiling features are lightweight and easy to install and work beautifully with feature lighting. With our simple hanging system we can easily fabricate curved or circular screens to work with your design concept.

### Features

**Weight:** 0.6lbs per ft<sup>2</sup> (3kg m<sup>2</sup>).

**Colour palette:** All Kaynemaile standard colours are suitable for interior use. For colour range visit [www.kaynemaile.com/kaynemaile-colour-palette](http://www.kaynemaile.com/kaynemaile-colour-palette)

**Sizes:** We can make our screens to any height and width to suit your design.

### Custom Curves

We can easily make shaped ceiling features by curving the top stainless steel hanging tube. Gentle waves or sharply defined bends are possible (a minimum radius may apply). With Kaynemaile ceiling features the top line of each screen is horizontal and the top and bottom lines should be parallel. Provide us with a plan view of your concept and we can quickly confirm the design parameters for you.

### Supplied Hardware

Kaynemaile ceiling features are supplied with our RE/8™ bio-circular architectural mesh and all the hanging hardware you need to connect to your ceiling, spaceframe or attachment point.

### Material Compliance

Our material meets most interior compliance codes including Class A in the NFPA 286 in USA and Group 1s in NZ and AU in the AS/ISO 9705 room test with a SMOGRA of 0.5m<sup>2</sup>/s<sup>2</sup>. As the material has a high degree of openness it does not significantly affect airflow throughout your space.

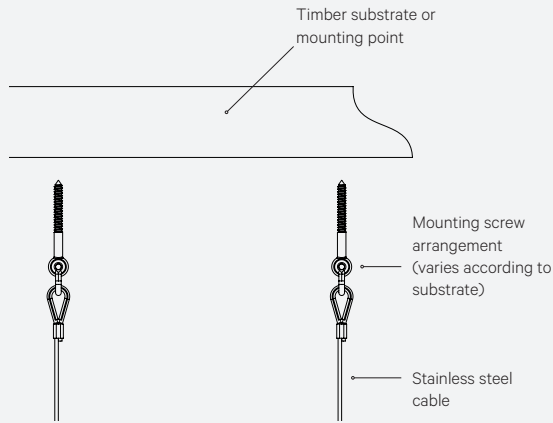
### Hanging Systems

Our systems are simple and we can provide fixings to suit most scenarios. If you have MEP or other conditions at the ceiling fixing position then we can provide suspended cable style fixings to allow the feature screens to drop below any interfering elements – this means you have flexibility with your connection locations.



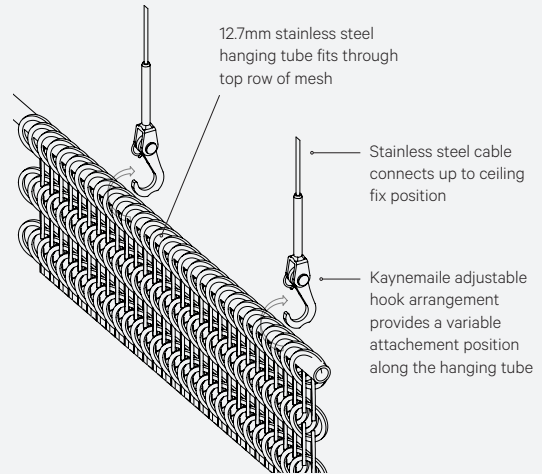
### Kaynemaile Suspension Hanger Example - Top Fixing

Not to scale. All details are indicative and for your information only.



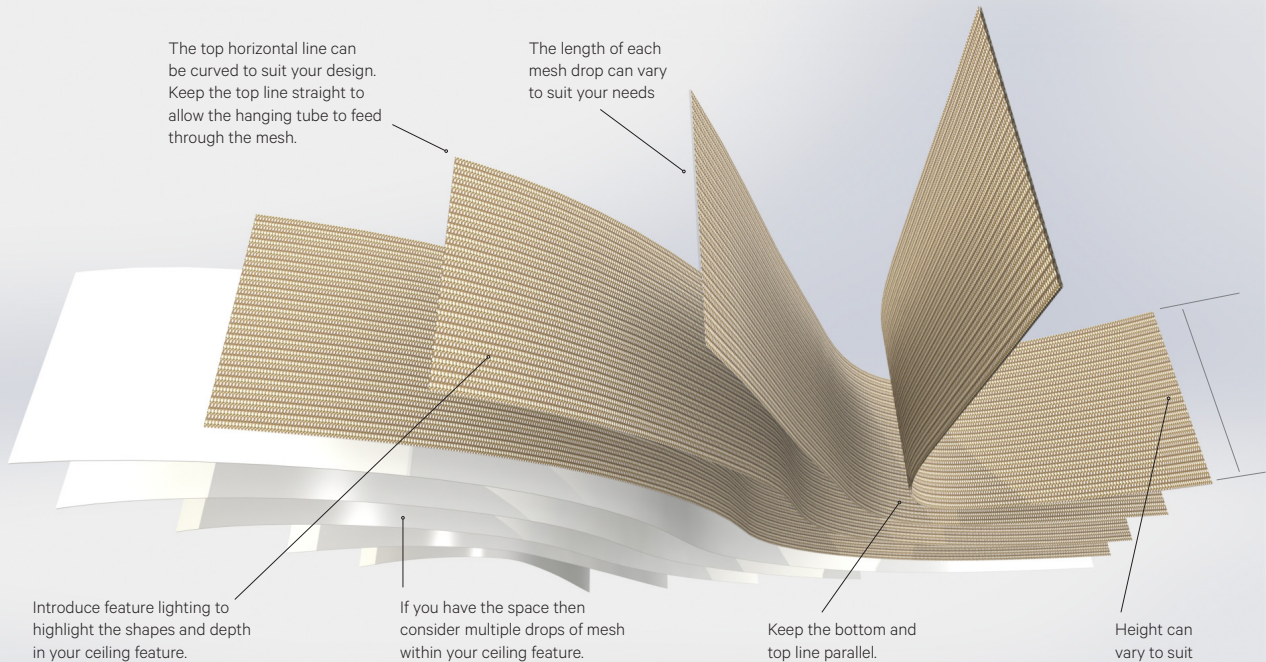
### Kaynemaile Suspension Hanger Example - Flat Hook & Tube

Not to scale. All details are indicative and for your information only.



### Design Guide Overview

Not to scale. All details are indicative and for your information only.



Disclaimer: It is the Buyer's responsibility to ensure that the Products are used in compliance with all building, fire codes, standards and laws. Kaynemaile shall have no responsibility whatsoever for any such compliance obligations (or any non-compliance).